



# DETROIT'S POWER PACKED DD15 IS REDEFINING PERFORMANCE

**This impressive engine delivers incredible torque response and power, increased fuel economy, extremely long torque range, reduced maintenance intervals and a smoother, cleaner drive.**

#### **Incredible Torque Response:**

- The DD15 delivers 90% peak torque in 1.5 seconds. Here's how:
  - Breakthrough innovation called Amplified Common Rail Fuel System (ACRS)
  - Simple and reliable pre-EPA 98 non-wastegated and non-variable geometry-style turbocharger
  - Low inertia, dual overhead camshafts.

#### **Turbo Compounding:**

- Turbo compounding system recovers normally wasted exhaust gases and turns them into usable power.

#### **Extremely Long Torque Range:**


- Pulls down to 1100 RPM
- At just over 1100 RPM, you're at 90% peak torque
- Ultra-long flat torque curve for less shifting.

#### **Smoother, Quieter Engine:**

- ACRS reduces emissions, noise and vibration
- Rear gear train and ribbed cast iron cylinder block with integrated oil and coolant passages minimise vibration and sound
- Integrated Jacobs Engine Brake with three levels of braking, increases stopping power and reduces noise.

#### **Low Maintenance:**

- Engine sub-systems are modularly built to simplify parts replacement and maintenance
- All filters are cartridge style and located above the frame rails for easy replacement.



#### **DD15 SPECIFICATIONS**

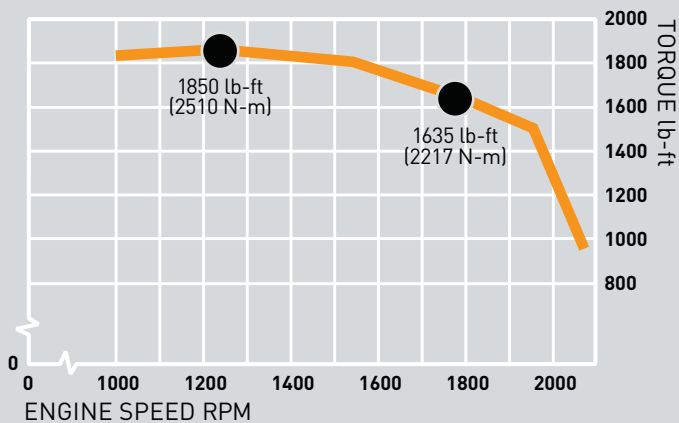
Configuration	Inline 6 Cylinder
Displacement	906 cu. in. (14.8 L)
Compression Ratio	18:4:1
Bore	5.47 in. (139 mm)
Stroke	6.42 in. (163 mm)
Weight (Dry)	2970 lb. (1350 kg)
Electronics	DDEC® VI
Clutch Engagement Torque	1180 lb-ft
Oil Capacity	45 L
Dimensions (H x W x L)	1373 x 1107 x 1830



# TECHNICAL SPECIFICATIONS

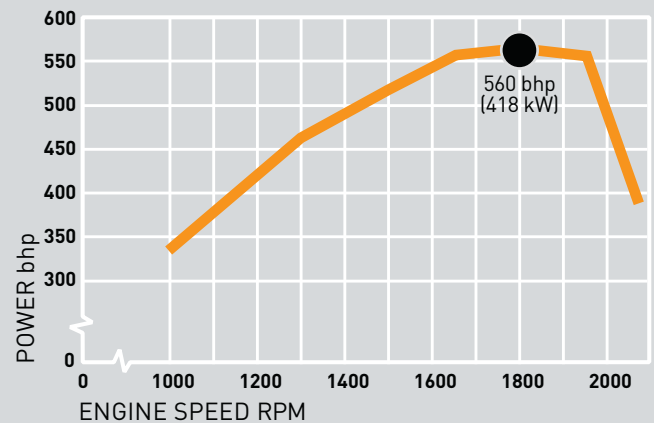
## TORQUE CURVE

560 bhp @ 1800 RPM – 1850 lb-ft



## HORSEPOWER CURVE

560 bhp @ 1800 RPM – 1850 lb-ft



## POWER RATINGS

DD15 Engine Power Ratings	
475 HP @ 1800 RPM	1650 lb-ft @ 1100 RPM
505 HP @ 1800 RPM	1650 lb-ft @ 1100 RPM
500 HP @ 1800 RPM	1850 lb-ft @ 1100 RPM
530 HP @ 1800 RPM	1850 lb-ft @ 1100 RPM
560 HP @ 1800 RPM	1850 lb-ft @ 1100 RPM

## MAINTENANCE INTERVALS

Maintenance Item	Severe-Duty	Short-Haul	Long-Haul
Engine Oil and Filter Change	40,000 km	40,000 km	40,000 km
Fuel Filter Change	40,000 km	40,000 km	40,000 km

First Valve Lash Adjustment at 90,000km or nearest schedule maintenance interval. Then at every 400,000km thereafter\*\*

\* Based on use of CJ-4 approved lube oil and oil analysis program.

\*\* Application dependant.

## STANDARD WARRANTY

Item	Warranty Limits (Whichever Occurs First)		Repair Charge (Paid by Owner)	
	Months	Miles / Kilometres	Parts	Labour
Engine	0-24	Unlimited	No charge	No charge
Injectors	0-24	320,000 km	No charge	No charge
Upon expiration of the 24-month warranty coverage, but within 800,000 km of use, the warranty continues to apply as follows:				
Major Components	25-60	800,000 km	No charge	Not covered

\* Refer to standard warranty parchment.

## EXTENDED SERVICE COVERAGE

Agreement Limitation		Adjustment Charge	
Years	Kilometres	Parts	Labour
5	1,000,000*	No Charge	No Charge

\* Deductible in Years 3 – 5, Fuel Burn and Engine Hours. The engine must be maintained in accordance with Detroit operator's guide. For complete details and customer obligations please refer to EW2 Agreement.

DD15.com.au | 1300 688 338

